


# WAFFLE FACILITY ULTRAVAPOR DEMONSTRATION RESULTS


*October 2008*



Quickly and safely remove grease and staining from stainless steel oven guards.






Even heavily carbonized soils are removed quickly with little mess or moisture.



UltraVapor's low moisture content allows it to be safely used around sensors, wiring, switches, motors, disconnects etc.



Using UltraVapor and vacuum recovery walls and ceilings can be easily cleaned leaving the surface dry and sanitized. In the picture above right the clean section A was done in a single pass with steam and detergent. Section B was with steam only.



A single pass with the brush tool is sufficient to remove the soil build up as shown in the picture series top left and on the framework over the oven shown in the large right photo. Grease, oil and dirt easily removed from the framework shown in the bottom left photos.

Equipment and accessories demonstrated: Super 9 KW UltraVapor unit, long and short brush tools, squeegee, 220V wet/dry vacuum and 25 CM belt/wall suction tool.



Rea UltraVapor  
 1442 Osprey Drive, Unit #1  
 Ancaster, Ontario  
 L9G 4V5  
 Toll free: 1-800-323-3865  
 Fax: 1-905-304-3067  
[www.ultravapor.com](http://www.ultravapor.com)